



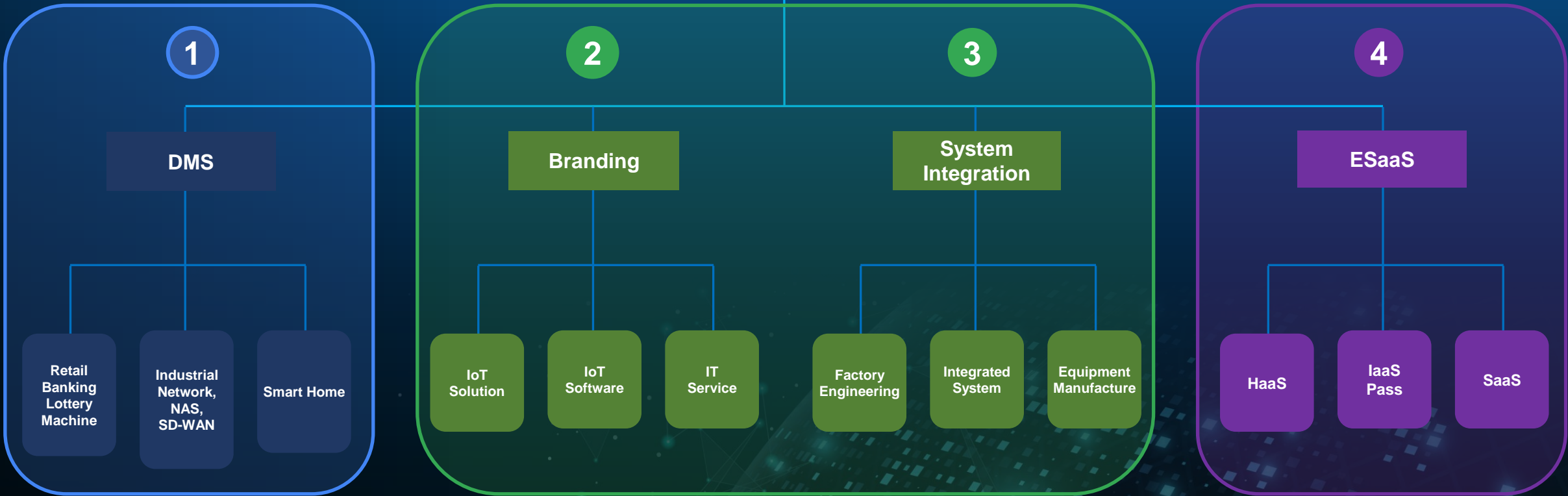
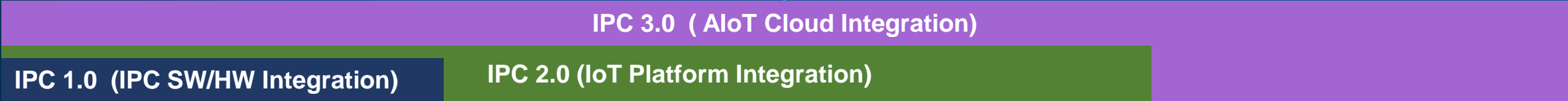
Ennoconn Corporation

March 14, 2023

Organization of the Ennoconn Group

Group Members: 9,409
2022 Revenue: NTD 120.5 B
Current share capital: 1.06 billion

Ennoconn Corp.



> 60 Countries > 5k SI > 250K Resellers

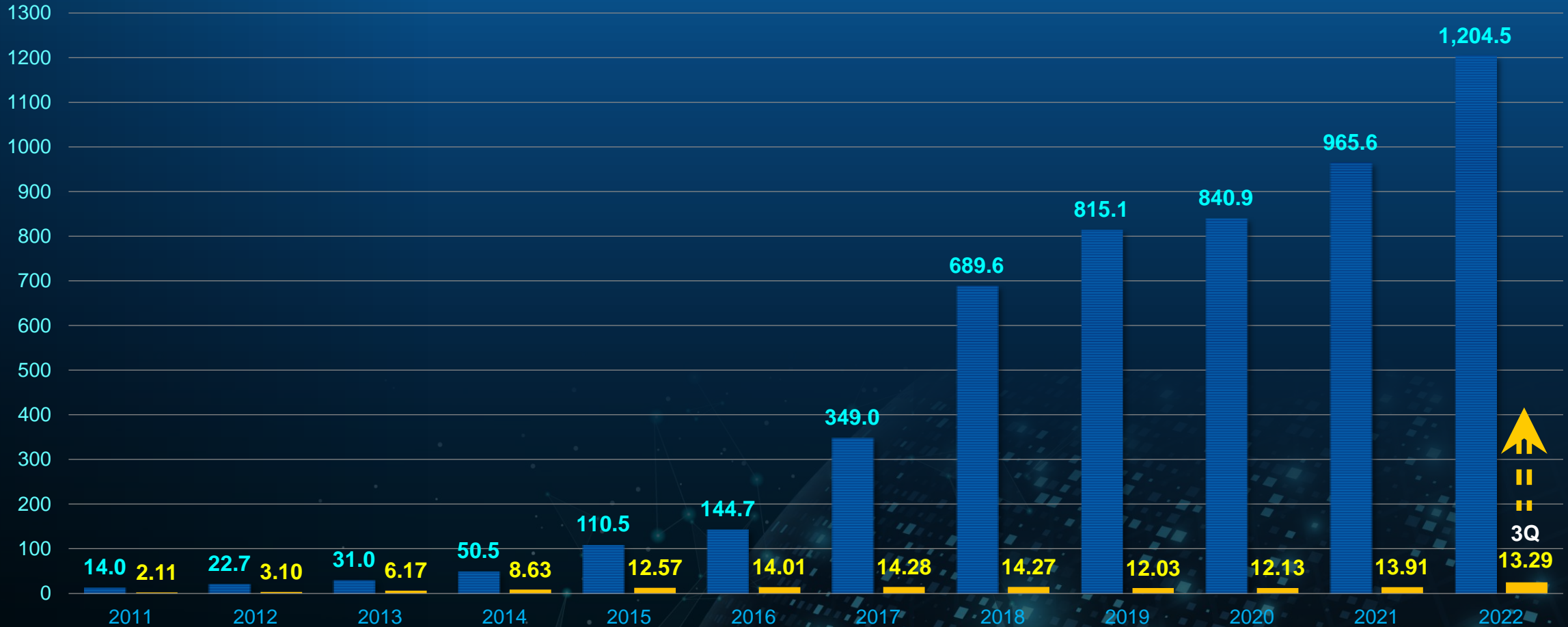
Operating Performance Over the Years

Annual Revenue CAGR (2014~22) : 42.25%

Profit of more than one share capital for eight consecutive years since 2015

Average dividend (2014~21) : 7.11 NTD; Average dividend rate: 55.9%

Unit : 100 million Taiwan dollars



Note 1: \$12.2B* for the none operate IT Service.

Note 2: 108.2B** exclude IT Service

■ Revenue ■ EPS (NT\$)

2022 Annual Revenue Summary

Ennoconn

- 2022 Annual Results : NT\$ 120.45 B, Increase : NT\$ 23.89 B, **YoY : +24.7%**
- 2021 Annual Results : NT\$ 96.56 B

DMS

- 2022 Annual Results : NT\$ 24.25 B, Increase : NT\$ 5.31 B, **YoY : +28.0%**

Branding

- 2022 Annual Results : NT\$ 45.83 B , Increase : NT\$ 2.68 B, **YoY : +6.2%**

System Integration

- 2022 Annual Results : NT\$ 50.37 B , Increase : NT\$ 15.91 B, **YoY : +46.2%**

Note : 2021 share capital 960M, 2022 share capital 1,06B

2022 Q4 Revenue Summary

Ennoconn

- 2022 Q4 Results : NT\$ 37.175 B, Increase : NT\$ 5.014 B, **QoQ : +15.6%**
- 2022 Q3 Results : NT\$ 32.161 B

DMS

- 2022 Q4 Results : NT\$ 7.588 B, Increase : NT\$ 0.693 B, **QoQ : +10.1%**

Branding

- 2022 Q4 Results : NT\$ 14.955 B , Increase : NT\$ 3.932 B, **QoQ : +35.7%**

System Integration

- 2022 Q4 Results : NT\$ 14.632 B , Increase : NT\$ 0.388 B, **QoQ : +2.7%**

Note : 2021 share capital 960M, 2022 share capital 1,06B

2023 Jan~Feb Revenue Summary

Ennoconn

- 2023 Jan~Feb Results : NT\$ 18.667 B, Increase : NT\$ 5.219 B, **Jan~Feb : +39.7%**
- 2022 Jan~Feb Results : NT\$ 13.148 B

DMS

- 2022 Jan~Feb Results : NT\$ 3.628 B, Increase : NT\$ 1.031 B, **Jan~Feb : +39.7%**

Branding

- 2022 Jan~Feb Results : NT\$ 5.672 B , Increase : NT\$ 1.301 B, **Jan~Feb : +29.7%**

System Integration

- 2022 Jan~Feb Results : NT\$ 9.066 B , Increase : NT\$ 2.899 B, **Jan~Feb : +46.7%**

Note : 2021 share capital 960M, 2022 share capital 1,06B

Ennoconn New Business Scale-up Model

Currency: USD



IPC 3.0 Business

**IPC + IIoT + Subscription
= XaaS (Everything as a Service)**

IPC 3.0 Product

**SW + HW + Cloud Subscription + Localization Services
= ESaaS (Ennoconn Solution as a Service)**

IPC 3.0 Core

ESG + ESaaS = EPS

IPC 3.0 Transformation

**“Digital Transformation”, “Green Transformation”,
“Cybersecurity Transformation”**

Thank You !